



Location: ACL1 - City Hall

Report on 24-hour TSP monitoring

Action Level ($\mu\text{g}/\text{m}^3$) - 163

Limit Level ($\mu\text{g}/\text{m}^3$) - 260

Date	Sampling Time	Weather Condition	Filter paper no.	Filter Weight, g		Elapse Time, hr		Sampling Time, hr	Flow Rate, m^3/min			Total Volume, m^3	TSP Level, $\mu\text{g}/\text{m}^3$
				Initial	Final	Initial	Final		Initial, Q_{si}	Final, Q_{sf}	Average		
6-Mar-15	8:00	Cloudy	009653	2.8526	2.9451	20926.38	20950.38	24.00	1.00	1.00	1.00	1436	64.4
12-Mar-15	8:00	Cloudy	011342	2.7419	2.8039	20953.38	20977.38	24.00	0.94	0.84	0.89	1279	48.5
18-Mar-15	8:00	Cloudy	011417	2.7640	2.8905	20982.22	21006.22	24.00	0.92	0.92	0.92	1323	95.6
23-Mar-15	8:00	Cloudy	011291	2.7798	2.9843	21009.22	21033.22	24.00	0.93	0.93	0.93	1338	152.8
27-Mar-15	8:00	Fine	011388	2.7223	2.9038	21036.21	21060.21	24.00	0.90	0.89	0.90	1291	140.5

Report on 1-hour TSP monitoring

Action Level ($\mu\text{g}/\text{m}^3$) - 460

Limit Level ($\mu\text{g}/\text{m}^3$) - 500

Date	Sampling Time	Weather Condition	Filter paper no.	Filter Weight, g		Elapse Time, hr		Sampling Time, hr	Flow Rate, m^3/min			Total Volume, m^3	TSP Level, $\mu\text{g}/\text{m}^3$
				Initial	Final	Initial	Final		Initial, Q_{si}	Final, Q_{sf}	Average		
7-Mar-15	8:44	Cloudy	011351	2.7342	2.7373	20950.38	20951.38	1.00	0.93	0.93	0.93	56	55.3
7-Mar-15	9:49	Cloudy	011348	2.7552	2.7595	20951.38	20952.38	1.00	1.00	1.00	1.00	60	71.8
7-Mar-15	10:56	Cloudy	011345	2.7501	2.7541	20952.38	20953.38	1.00	0.93	0.93	0.93	56	71.4
13-Mar-15	8:50	Cloudy	011408	2.7395	2.7444	20977.38	20978.38	1.00	0.93	0.93	0.93	56	87.4
13-Mar-15	10:53	Cloudy	011411	2.7416	2.7466	20978.38	20979.38	1.00	1.00	1.00	1.00	60	83.5
13-Mar-15	13:00	Cloudy	011412	2.7369	2.7490	20979.38	20980.38	1.00	1.00	1.00	1.00	60	202.0
19-Mar-15	8:20	Cloudy	011284	2.7701	2.7738	21006.22	21007.22	1.00	0.98	0.98	0.98	59	62.9
19-Mar-15	9:30	Cloudy	011287	2.7660	2.7679	21007.22	21008.22	1.00	0.98	0.98	0.98	59	32.3
19-Mar-15	10:40	Cloudy	011294	2.7879	2.7931	21008.22	21009.22	1.00	0.98	0.98	0.98	59	88.4
24-Mar-15	8:04	Rainy	011180	2.7302	2.7353	21033.22	21034.22	1.00	0.93	0.93	0.93	56	91.3
24-Mar-15	9:20	Rainy	011393	2.7372	2.7405	21034.22	21035.22	1.00	0.93	0.93	0.93	56	59.1
24-Mar-15	10:25	Rainy	011390	2.7361	2.7449	21035.22	21036.22	1.00	0.93	0.93	0.93	56	157.5
28-Mar-15	8:05	Fine	11384	2.7311	2.7339	21060.21	21061.21	1.00	0.86	0.86	0.86	52	54.1
28-Mar-15	9:10	Fine	11532	2.7229	2.7249	21061.21	21062.21	1.00	0.93	0.86	0.89	54	37.3
28-Mar-15	10:20	Fine	11542	2.7314	2.7362	21062.21	21063.21	1.00	0.93	0.86	0.89	54	89.4



Location: ACL2a - Contractor HK/2012/08 Site office

Report on 24-hour TSP monitoring

Action Level ($\mu\text{g}/\text{m}^3$) - 187.3

Limit Level ($\mu\text{g}/\text{m}^3$) - 260

Date	Sampling Time	Weather Condition	Filter paper no.	Filter Weight, g		Elapse Time, hr		Sampling Time, hr	Flow Rate, m^3/min			Total Volume, m^3	TSP Level, $\mu\text{g}/\text{m}^3$
				Initial	Final	Initial	Final		Initial, Q_{si}	Final, Q_{sf}	Average		
6-Mar-15	8:00	Cloudy	011233	2.7590	2.8934	3250.55	3274.55	24.00	1.16	1.16	1.16	1664	80.8
12-Mar-15	8:00	Cloudy	011314	2.7518	2.8527	3277.55	3301.55	24.00	1.16	1.16	1.16	1667	60.5
18-Mar-15	8:00	Cloudy	011370	2.7462	2.8666	3304.01	3328.01	24.00	1.08	1.08	1.08	1560	77.2
24-Mar-15	15:15	Rainy	011267	2.8041	2.9922	3334.01	3358.01	24.00	1.15	1.16	1.16	1663	113.1
27-Mar-15	8:00	Fine	011451	2.7421	2.9402	3358.01	3382.01	24.00	1.15	1.12	1.14	1636	121.1

* Due to interruption of electricity supply, the 24hr TSP was rescheduled from 23 March 2015 to 24 March 2015.

Report on 1-hour TSP monitoring

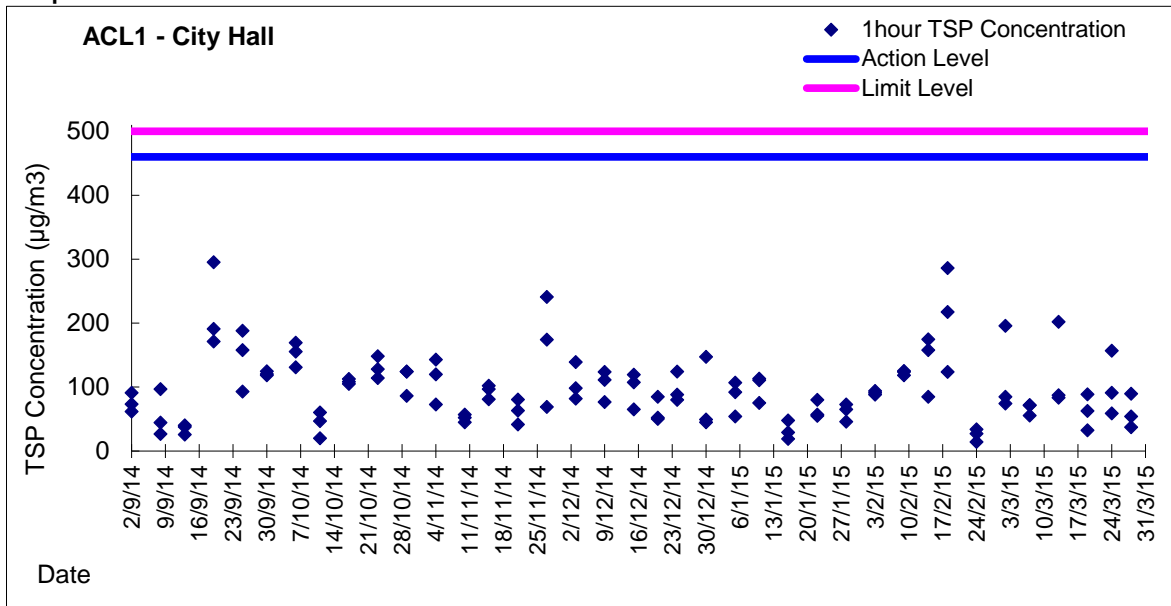
Action Level ($\mu\text{g}/\text{m}^3$) - 300.1

Limit Level ($\mu\text{g}/\text{m}^3$) - 500

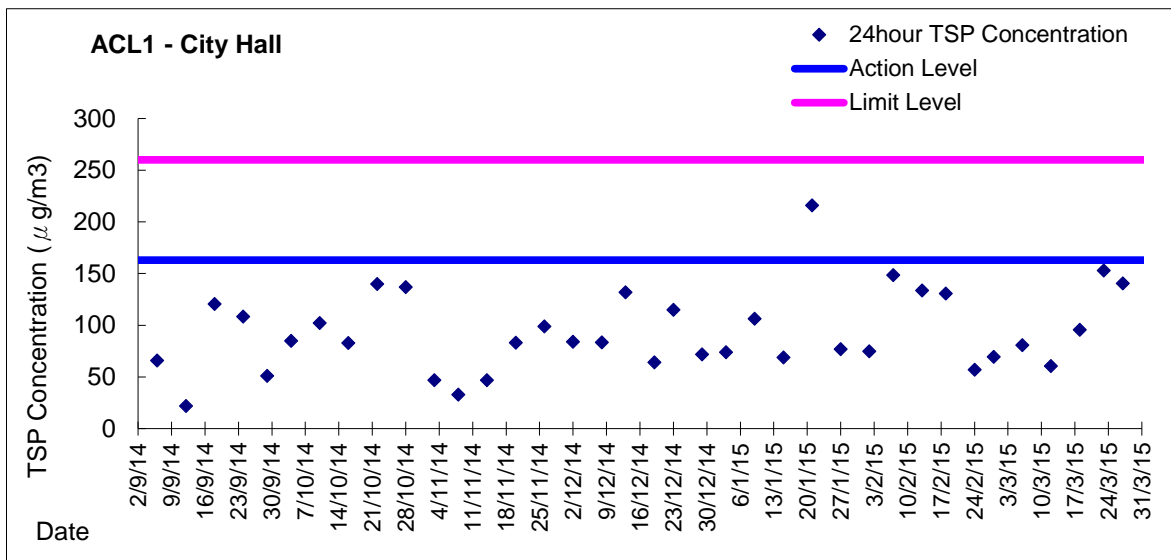
Date	Sampling Time	Weather Condition	Filter paper no.	Filter Weight, g		Elapse Time, hr		Sampling Time, hr	Flow Rate, m^3/min			Total Volume, m^3	TSP Level, $\mu\text{g}/\text{m}^3$
				Initial	Final	Initial	Final		Initial, Q_{si}	Final, Q_{sf}	Average		
7-Mar-15	10:40	Cloudy	011354	2.7484	2.7574	3274.55	3275.55	1.00	1.04	1.04	1.04	62	144.2
7-Mar-15	13:00	Cloudy	011321	2.7586	2.7646	3275.55	3276.55	1.00	1.16	1.16	1.16	69	86.5
7-Mar-15	14:05	Cloudy	011268	2.8045	2.8084	3276.55	3277.55	1.00	1.16	1.16	1.16	69	56.2
13-Mar-15	9:16	Cloudy	011301	2.7824	2.7880	3301.56	3302.56	1.00	1.27	1.27	1.27	76	73.4
13-Mar-15	10:34	Cloudy	011298	2.7617	2.7686	3302.56	3303.56	1.00	1.27	1.27	1.27	76	90.5
13-Mar-15	14:00	Cloudy	011373	2.7217	2.7347	3303.56	3304.56	1.00	1.27	1.27	1.27	76	170.4
19-Mar-15	8:15	Cloudy	011330	2.7306	2.7398	3328.01	3329.01	1.00	1.08	1.08	1.08	65	141.6
19-Mar-15	9:25	Cloudy	011327	2.7433	2.7525	3329.01	3330.01	1.00	1.08	1.08	1.08	65	141.6
19-Mar-15	10:35	Cloudy	011325	2.7437	2.7538	3330.01	3331.01	1.00	1.08	1.08	1.08	65	155.5
24-Mar-15	8:00	Rainy	011323	2.7516	2.7654	3331.01	3332.01	1.00	1.15	1.15	1.15	69	199.5
24-Mar-15	13:00	Rainy	011438	2.7690	2.7788	3332.01	3333.01	1.00	1.15	1.15	1.15	69	141.7
24-Mar-15	14:10	Rainy	011435	2.7632	2.7733	3333.01	3334.01	1.00	1.15	1.15	1.15	69	146.0
28-Mar-15	13:00	Fine	11443	2.7414	2.7461	3382.01	3383.01	1.00	0.98	0.98	0.98	59	80.2
28-Mar-15	14:05	Fine	11440	2.7450	2.7512	3383.01	3384.01	1.00	1.09	1.09	1.09	65	94.7
28-Mar-15	15:10	Fine	11530	2.7275	2.7335	3384.01	3385.01	1.00	0.92	0.92	0.92	55	108.8



Graphic Presentation of 1 hour TSP Result

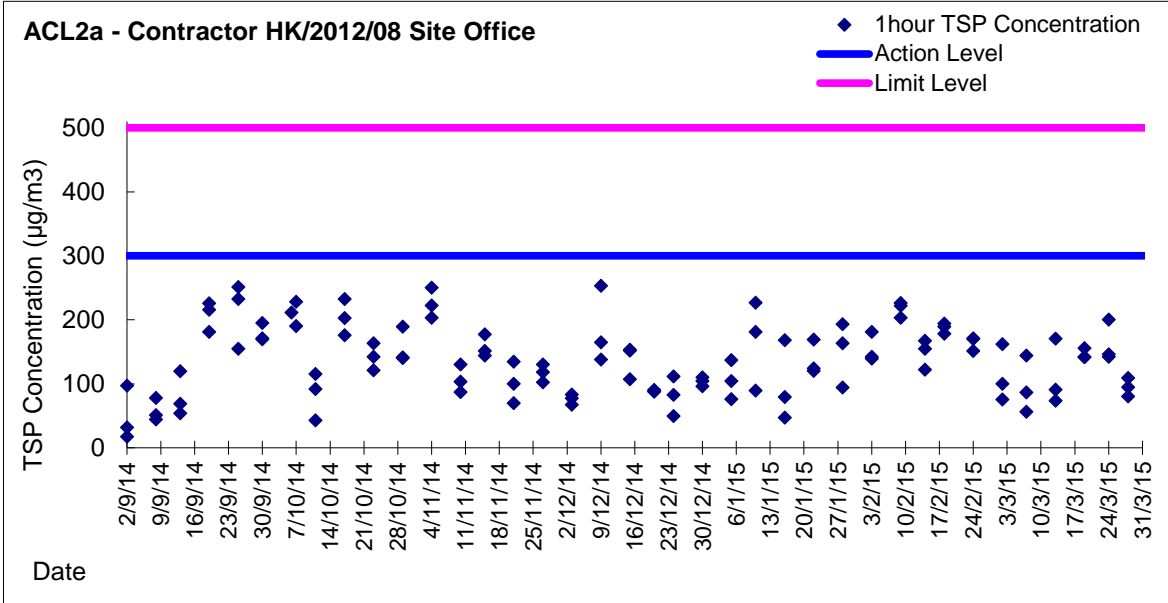


Graphic Presentation of 24 hour TSP Result





Graphic Presentation of 1 hour TSP Result



Graphic Presentation of 24 hour TSP Result

